



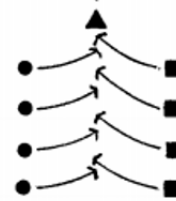
# REDFORD TOWNSHIP UNICYCLE CLUB, INC.



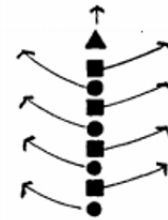

## Parade Formations

- All signals consist of one long whistle indicating a formation is to begin.
- The following formations (Wall, Bridges, "V", Stars, "L" Turn) are signaled to conclude by two short whistles.
- Two long whistles indicate a Wall to pivot and a "V" to invert.
- The rider on the right always proceeds first.

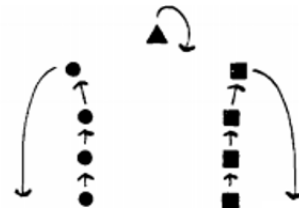
One Line



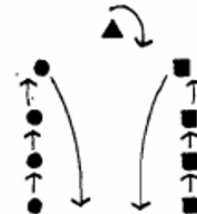
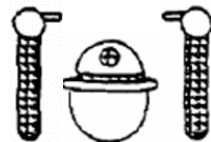
Two Lines



Outside Turn



Inside Turn



Cross





# REDFORD TOWNSHIP UNICYCLE CLUB, INC.



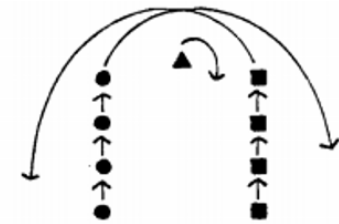
## Parade Formations

Outside Cross  
Reverse

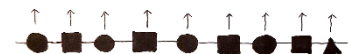

1



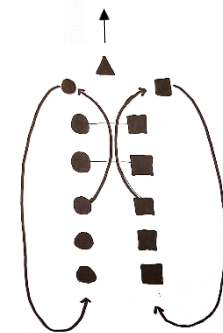
2




Wall



Bridges



"V"



Stars



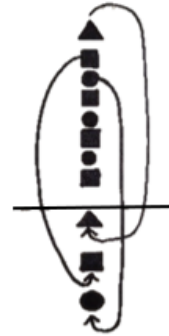
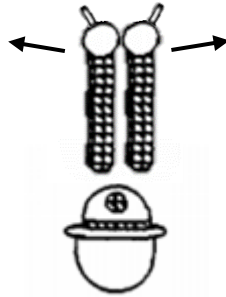


REDFORD TOWNSHIP UNICYCLE CLUB, INC.

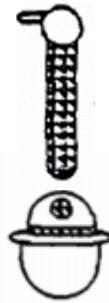


Parade Formations

Peel



180 Turn



"L" Turn

