



November 28, 2019

**Redford Twp Unicycle Club**  
**REPORTING INFORMATION**

# Table of Contents

|                                  |         |
|----------------------------------|---------|
| Detroit Shining Bright           | Page 1  |
| Table of Contents                | Page 2  |
| Parade Highlights                | Page 3  |
| Reporting Information            | Page 4  |
| Directions to Assembly           | Page 5  |
| Assembly Map                     | Page 6  |
| Assembly to Dispersal Directions | Page 7  |
| Parade Route Map                 | Page 8  |
| TV Zone Map                      | Page 9  |
| TV Zone Etiquette                | Page 10 |
| Dispersal Map                    | Page 11 |
| How to Dress On Parade Day       | Page 12 |
| 10 Ways to SHINE on Parade Day   | Page 13 |
| Notes                            | Page 14 |

# Parade Highlights

We are thrilled to welcome you to *America's Thanksgiving Parade*® presented by Art Van! This year we celebrate "Detroit Shining Bright" with a magnitude of sparkles, magic, wonder & whimsy featuring our award winning floats, giant helium balloons, local marching bands, celebrities and antique papier-mâché heads. This year's celebrity lineup includes:

- **Deeran Anderson** - United States Navy Veteran turned influencer, speaker & author!! Best known for *E!'s Revenge Body*!!
- **Dennis Archer** - Co-Grand Marshal!! Former Mayor of Detroit and Michigan Supreme Court Associate Justice!
- **Virginia Basler & Marian (Pat) Duncan** - Original Riveters featuring the Willow Run Tribute Rosie Drill Team!
- **Jim Brandstatter & Robbie Timmons** - Jim is a current radio broadcaster U of M Football and Robbie is a 6x Emmy award winning news writer, producer & anchor.
- **Issac Ryan Brown** - Detroit native and accomplished actor from *Disney's Ravens Home*!
- **Detroit Youth Choir & Anthony White** - Co-Grand Marshals opening the Parade!! Runners up on *America's Got Talent*!!
- **Tony "Superbad" Harrison** - Detroit native! World champion boxer in the 154-pound division!!
- **Chanel Johnson & Aneesha Sheikh** - Miss Michigan USA 2020 & Miss Michigan Teen 2020!!
- **Lance Parrish** - Former 8x All Star and Detroit Tiger, his 10 seasons included the 1984 World Series Championship!!
- **Mallory Rivard** - Miss Michigan 2019! Bay City native!!
- **Dave Rozema** - Former Detroit Tiger, his 8 seasons included the 1984 World Series Championship!!
- **BCBSM Contest Winner** - Winner of an once-in-a-lifetime experience to deliver the ceremonial game ball to Ford Field!
- **Skillman Foundation Float Winner** - Winner of an once-in-a-lifetime experience to see their float design come to life!
- **PAWS** - Detroit Tiger's Mascot
- **Roary** - Detroit Lion's Mascot
- **Hooper** - Detroit Piston's Mascot
- **Santa Claus** - The Jolly Ole Elf!
- **Clownie** - The Parade Company's loveable mascot!

The Parade steps off at 8:45 A.M. Thursday, November 28th on Woodward Avenue & Kirby and ends at Woodward Avenue & Congress in downtown Detroit. Hundreds of thousands of Parade-goers line Woodward Avenue each year to experience the joy of The Parade.

The two-hour broadcast of *America's Thanksgiving Parade*® presented by Art Van will be featured on WDIV-Local 4 including a one-hour national broadcast reaching 84+ million households nationwide. News/Talk 760 WJR and 104.3 WMOC will also broadcast live from The Parade. Please check our website, [www.theparade.org](http://www.theparade.org) prior to The Parade for national broadcast times and locations. The Parade is also live streamed at [www.clickondetroit.com](http://www.clickondetroit.com).

The 2018 *America's Thanksgiving Parade*® presented by Art Van received GOLD at the International Festival & Event Association Pinnacle Awards for Best Full Length Nationally Televised Broadcast and was named the country's Best Holiday Parade by the *USA Today 10Best Reader's Choice* travel award!!



## **Redford Township Unicycle Club**

Welcome to the 2019 *America's Thanksgiving Parade®* presented by Art Van celebrating "Detroit Shining Bright". Enclosed is all the information necessary to make your Parade participation successful and enjoyable.

**Arrival Location: Wayne State University, Parking Structure #2**

**Parking & Shuttle:** You will park at the beginning of the Route and after you march in The Parade, will be shuttled back to the Parking Structure #2. The shuttle is located at the corner of Woodward & Jefferson Avenue (Refer to Map #11) **The last shuttle leaves at 1:00 P.M.**

**Arrival Time: 7:00 A.M.**

Please allow yourself enough time to arrive at your designated location on time.

**Check-In Street in Assembly: FERRY**

(Refer to Page #7 for Assembly Map)

**Step Off Time: 10:25 A.M.**

Step Off is located on Woodward Avenue at Mack Avenue. This time is flexible and may change.

**Parade Route :** On Woodward from Kirby to Congress (Page #8 is the Parade Route Map)

**TV Zone Appearance: 11:40 A.M.**

Please note this time is only an approx. as of 11.15.19; times could change between now and Parade Day. TV Zone is located on Woodward Avenue at State Street (Refer to Page #9, TV Zone Map)

**Pick-Up Dispersal Location:** Head south on Woodward to Jefferson Avenue to meet the shuttle bus back to Assembly. (Page #11 is the Dispersal Map)

**Vehicle Pass: Display in windshield on driver's side**

The enclosed window barricade pass should be displayed in your windshield and will allow you to get through police barricades.

On-Site Parade Contact: Chris Ingram 248.670.3300 & Jeff Conlan 313.350.8524

# DIRECTIONS WAYNE STATE UNIVERSITY STRUCTURE #2

- Costuming:** Wayne State University Student Center (Second Floor), 5221 Gullen, Detroit MI 48202
- Location:** Williams Mall between W. Third Street / Anthony Wayne Drive & Gullen Mall  
on the Wayne State University Campus
- Building Entry:** Enter building from Williams Mall (Southside of Building)
- Parking:** Wayne State University Parking Structure #2 , 5150 Lodge Service Drive, Detroit MI 48202  
Entrance is on W. Third St/Anthony Wayne Drive between Kirby and Ludington Mall

***Parking Pass required for entry into parking deck. See back of parking pass for map.***

**From M-10 (John C. Lodge) Southbound:** Exit at West Grand Blvd. Turn LEFT at West Grand Blvd. Proceed to W. Third Street/Anthony Wayne Drive (one long block). Turn RIGHT (South) on W. Third Street St/Anthony Wayne Drive. Continue South on W. Third Street/Anthony Wayne Drive, pass the Ford Freeway over-pass (approximately 2/3 of a mile). The parking deck will be on the right . Turn RIGHT into the Wayne State University Parking Structure #2.

**From M-10 (John C. Lodge) Northbound:** Exit at the W. Forest Avenue. Turn RIGHT on W. Forest Avenue. Proceed to W. Third Street/Anthony Wayne Drive (approximately two blocks). Turn LEFT at W. Third Street/Anthony Wayne Drive. Proceed North (approximately .7 of a mile). The parking deck will be on the LEFT just pass W. Kirby Street . Turn LEFT into the Wayne State University Parking Structure #2.

**From I-75 Southbound:** Exit at East Grand Blvd. Turn RIGHT at East Grand Blvd. Proceed to W. Third Street/Anthony Wayne Drive (Past Woodward Avenue). Turn LEFT (South) onto W. Third Street/Anthony Wayne Drive. Continue South on W. Third Street/Anthony Wayne Drive, pass the Ford Freeway over-pass (approximately 2/3 of a mile). The parking deck will be on the right . Turn RIGHT into the Wayne State University Parking Structure #2.

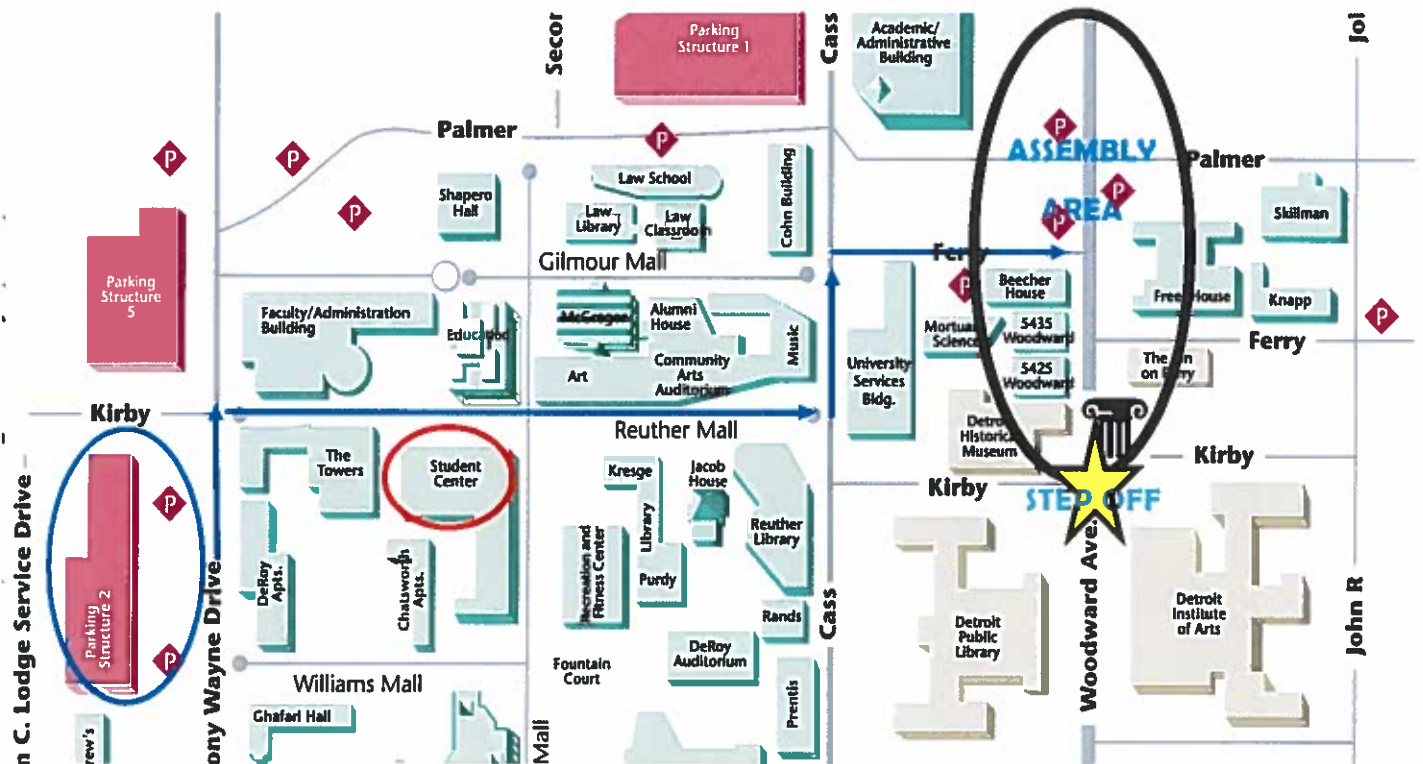
**From I-75 Northbound (Downriver):** Exit to the John C. Lodge Freeway (M-10) North. Follow the John C. Lodge Freeway (M-10) North to the W. Forest Avenue exit. Turn RIGHT on W. Forest Avenue. Proceed to W. Third Street/Anthony Wayne Drive (approximately two blocks). Turn LEFT at W. Third Street/Anthony Wayne Drive. Proceed North (approximately .7 of a mile). The parking deck will be on the LEFT just pass W. Kirby Street . Turn LEFT into the Wayne State University Parking Structure #2.

**From I-94 Westbound:** Take the John C. Lodge Freeway (M-10) North to West Grand Blvd/W. Milwaukee exit. Turn RIGHT onto W. Milwaukee Street. Proceed to W. Third Street/Anthony Wayne Drive (one block). Turn RIGHT on W. Third Street/Anthony Wayne Drive. Continue South on W. Third Street/Anthony Wayne Drive, pass the Ford Freeway over-pass (approximately 2/3 of a mile). The parking deck will be on the right . Turn RIGHT into the Wayne State University Parking Structure #2.



# Walking Directions from Wayne State University Structure #2 to Woodward Avenue

**Warming Center:** Dance Teams may utilize the lobby of the Student Center as a temporary warming center before The Parade. One representative should check in with the float and let them know the team has arrived. The entire team must report to the Float permanently ONE HOUR prior to your Step-Off Time (provided on Page #4).





# AMERICA'S THANKSGIVING PARADE DETROIT

PRESENTED BY  
**Art Van**

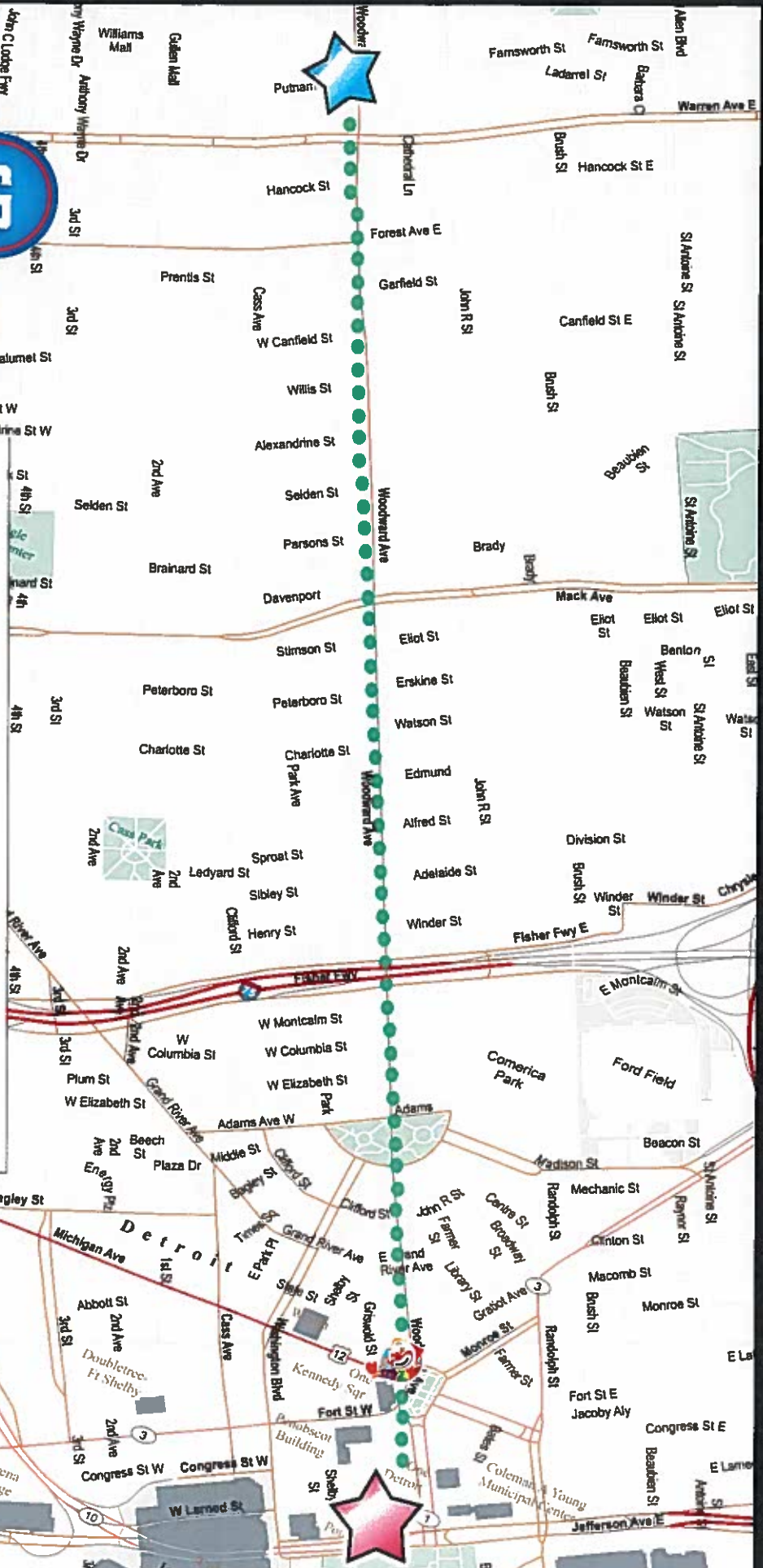
-  - Parade Step Off
-  - Parade Route
-  - TV Zone
-  - Parade Ends

The Parade will Step Off at Kirby and Woodward Ave.

The Parade will travel south on Woodward Ave. through the TV Zone at Grand River and Woodward Ave. for the LIVE broadcast on WDIV Local 4 from 10:00-12:00pm.

The Parade will end at Woodward Ave. and Congress

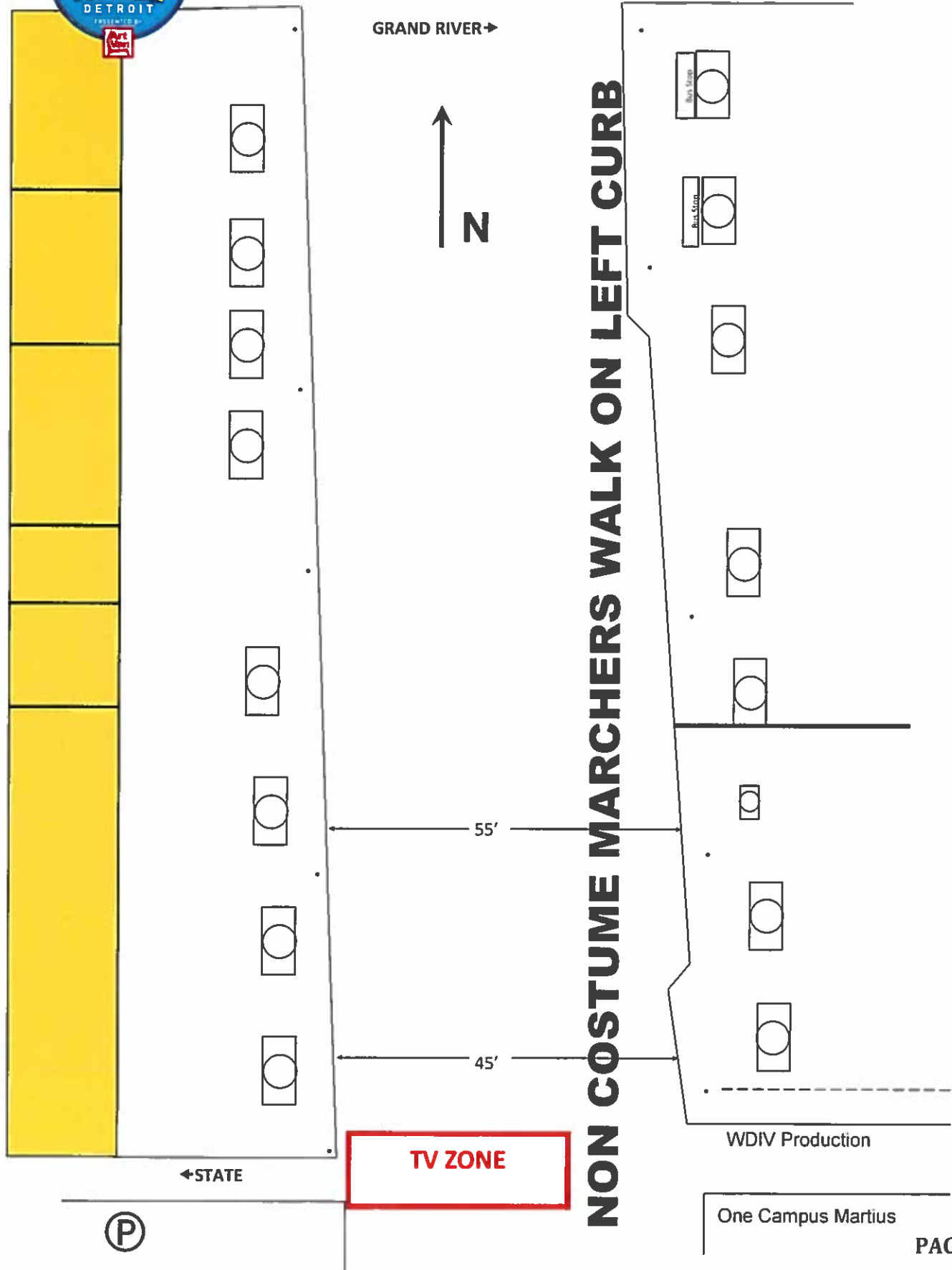
THE  
**PARADE  
COMPANY**  
DETROIT







# 2019 TV Zone



# TV Zone Etiquette

## DO's

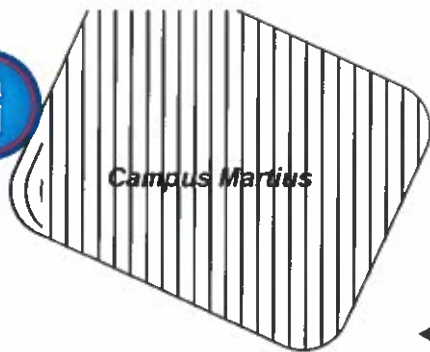
- SMILE
- Dance & Wave
- Keep up with your unit
- Look Uniformed
- Watch & listen to the TV Crew guiding you through the zone
- Speed up when asked
- Slow down when asked
- Keep it clean
- Be patient
- Perform!!!
- HAVE FUN!!!

## DON'TS

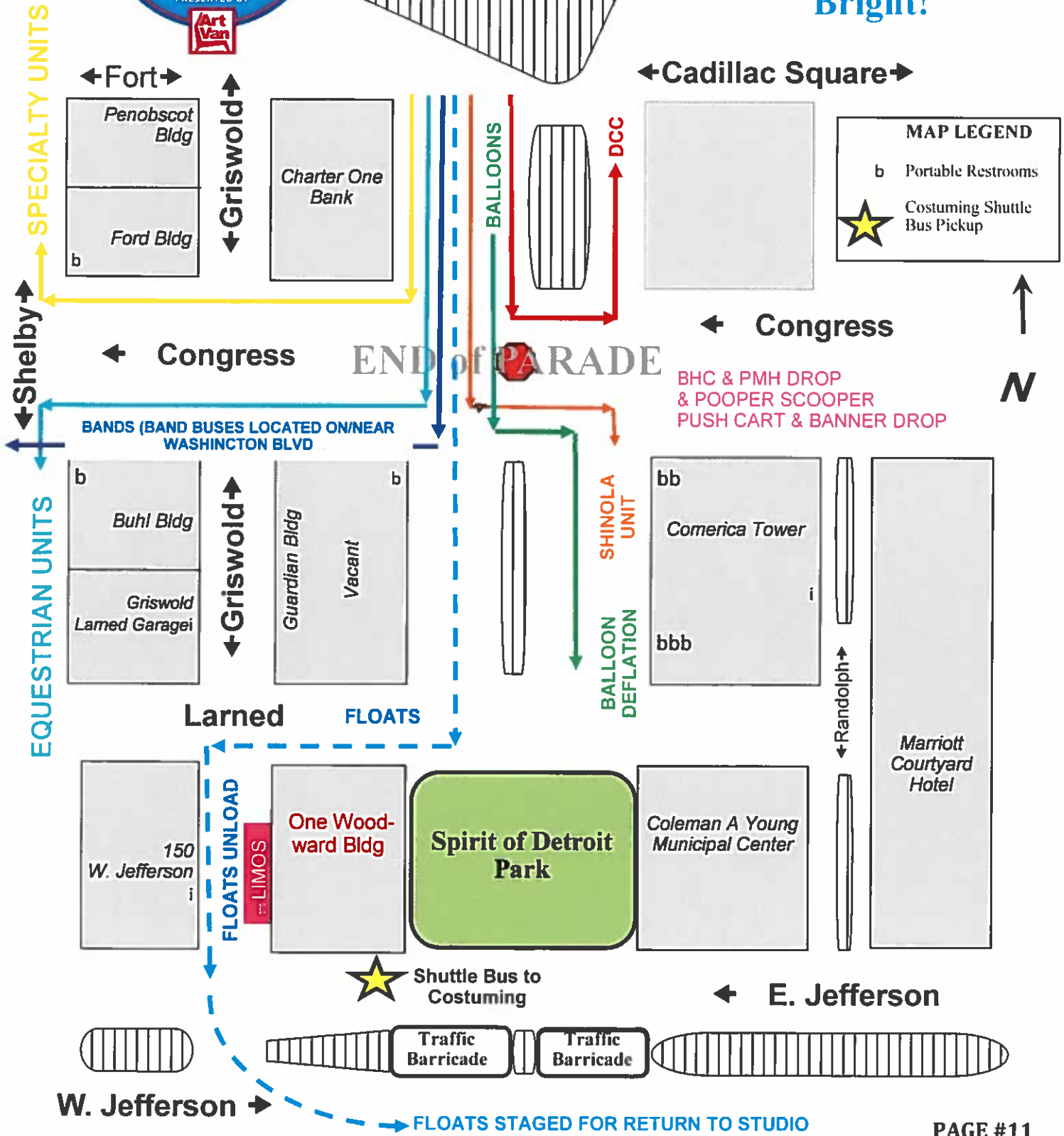
- Smoke or Drink
- Talk on cell phone or radio
- Wear unapproved costumes and / or clothes
- Make profane gestures
- Carry unapproved banners or signs
- Hand out or throw items to the crowd
- FROWN

**FAILURE to abide by these rules will result in immediate removal from  
The Parade Route and you not be asked back to future events!!**

# 2019 DISPERSAL AREA



**Detroit Shining Bright!**



**MAP LEGEND**

- b Portable Restrooms
- ★ Costuming Shuttle Bus Pickup



# How To Dress On Parade Day!

## Layer Up

The best way to dress for winter is to wear layers. This gives you flexibility to add or remove layers, depending on the weather. In general, three main layers are wicking, insulating and weather protection.

**WICKING LAYER:** This is the layer worn next to your skin, usually consisting of long underwear.

- Look for thermal underwear made of a synthetic – usually polyester – fiber that has “wicking” power. This means the fibers will wick (move) moisture away from your skin and pass it through the fabric so it will evaporate. This keeps you warm, dry and comfortable. Silk is also a good, natural fabric that has wicking abilities.
- Even though it’s cold, you will sweat – especially if you’re walking THREE miles down the Parade route.

**INSULATING LAYER:** This middle layer includes sweaters, sweatshirts, vests and pullovers. The purpose of this layer is to keep heat in and cold out, which is accomplished by trapping air between the fibers. Popular insulation materials include:

- Fleece, a synthetic material which maintains its insulating ability even when wet and spreads the moisture out so it dries quickly.
- Wool, which naturally wicks away moisture.

**PROTECTION LAYER:** The exterior layer, generally a shell and pants, serves as your guard against the elements of winter. It should repel water from snow, sleet or rain and block the wind, while also letting perspiration evaporate.

Most genuine winter shells and pants are made waterproof and breathable to some extent by using tightly woven fabrics teamed with a coating or laminate. This keeps moisture on the outside but allows perspiration to escape, keeping you dry and comfortable.

Depending on the weather and type of winter activity you will be doing, you may be interested in un-insulated pants and jackets/shells, or garments with increasing amounts of insulation.

## Accessorize

**HEADWEAR:** Up to 60 percent of your body’s heat can escape from an uncovered head, so wearing a hat or headband is essential when it’s cold. (TIP: Look for headbands or hats in fleece or wool with non-itch liners)

**GLOVES & MITTENS:** Look for gloves and mittens that use waterproof, breathable fabrics. Mittens, in general, are warmer than gloves, but offer you less dexterity.

**Please note, do NOT wear any logo apparel on Parade Day.**

## Fashion Tips

**Don’t wear jeans or street pants.** Denim is not waterproof, so water will soak through and you’ll end up cold, wet and miserable.

**Cotton is a no-no.** Cotton is great for towels, because cotton soaks up and retains moisture. That’s precisely why cotton is all wrong for Parade Day. It absorbs moisture (sweat, snow, rain) and retains it. When the wind blows, you will get very, very cold. Don’t wear cotton athletic socks, cotton jeans, cotton sweatshirts or cotton shirts.

# 10 Ways to SHINE on Parade Day!

- As the star performer... INTERACT & ENTERTAIN the crowd!!
- SMILE!!! It's contagious! People will smile back!
- Dance like nobody is watching... even though they are!
- Everyone loves games... here we play follow the leader.
- You're on TV... SMILE!
- You're in a Parade! HAVE FUN!!!
- Create a fun memory for a child!
- Keep up with your unit... they'll miss you!
- Costumes are liberating... HAVE FUN!
- It's not over until we deflate, pack, and ROLLBACK!

# NOTES